
Domestic Violence 2015 Analysis



MINISTRY OF PUBLIC SECURITY

Policy Research Unit

September 2016

This report is an analysis of Domestic Violence occurrences reported by the Guyana Police Force during the period January 1 through December 31, 2015. The data used for this analysis was last updated on June 17, 2016.

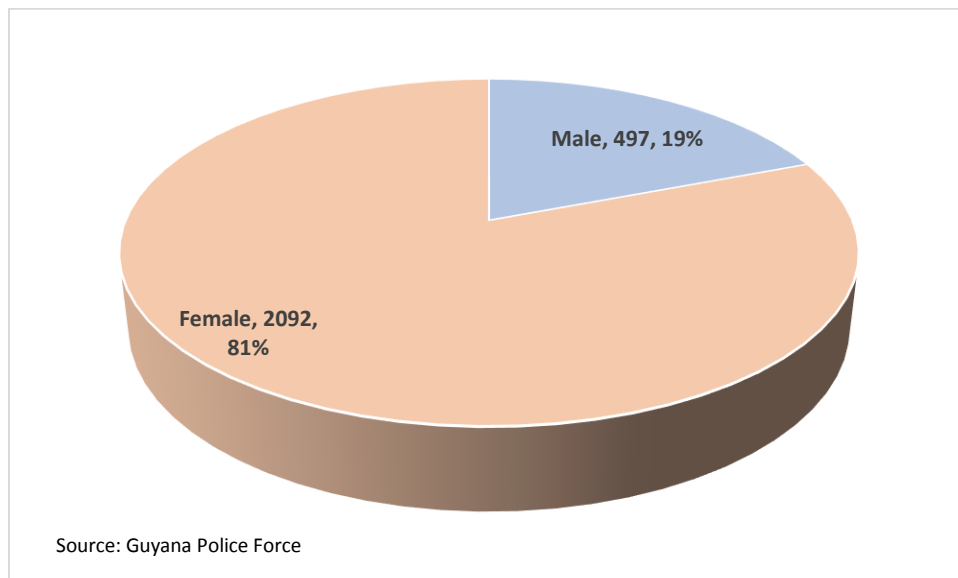
Summary

- For the year 2015, a total of 2,589 incidents of Domestic Violence were reported. This represents a decrease of 478 (15.6%) in 2015, when compared with 2014 which had a total of 3,067 occurrences.
- 2,092 (81%) of victims were females while 497 (19%) percent were males.
- 2,303 (89%) of the Domestic Violence occurrences were between intimate partners.
- The most affected age group was the 26-35 years with 196 victims.
- The majority of victims, 351 (42%), were Guyanese of East Indian descent.
- Domestic violence occurrences decreased in all months in 2015 when compared with 2014, with the exception of June and September which showed increases by 14.2 % and 3.9% respectively.
- The most prevalent type of offence associated with Domestic Violence was assault which comprised of 1,569 (60.6%) incidents.

ANALYSES

In 2015, a total of **2,589 domestic violence** incidents were reported by the Guyana Police Force.

Graph 1: Domestic Violence by Sex of Victims, 2015



Disaggregating the data by sex reveals that 2,092 (81%) of victims were females, while 497 (19%) were males.

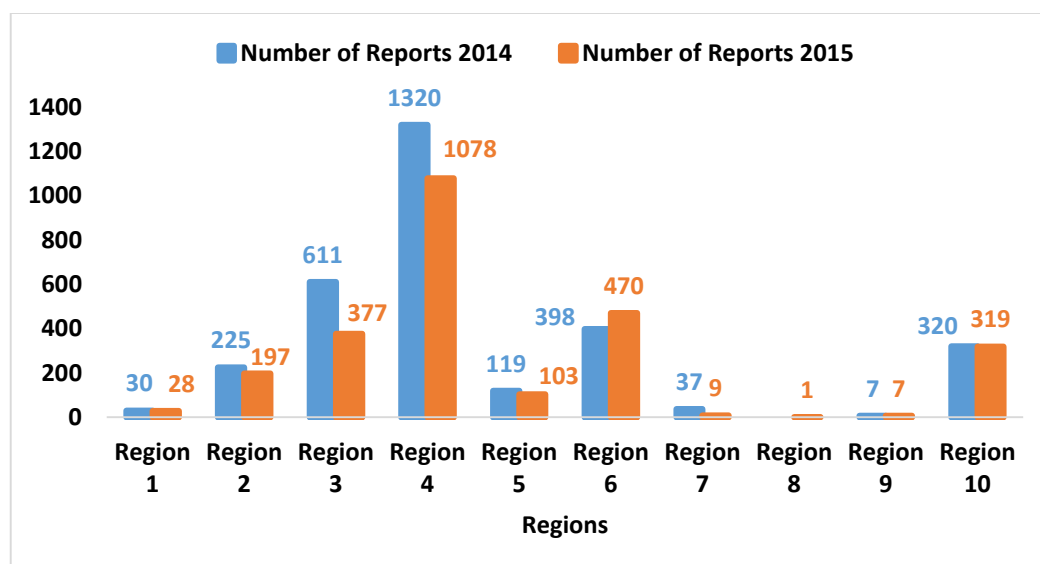
Table 1: Relationship between Victim and Perpetrator involved in Domestic Violence, 2015

Relationship	No.	Percent
Other	286	11
Intimate	2303	89
Total	2589	100

Source: Guyana Police Force

Of the total 2,589 incidents of domestic violence cases reported, 2,303 (89%) occurred between intimate partners.

Graph 2: Domestic Violence by Regions, 2014 and 2015



Source: Guyana Police Force

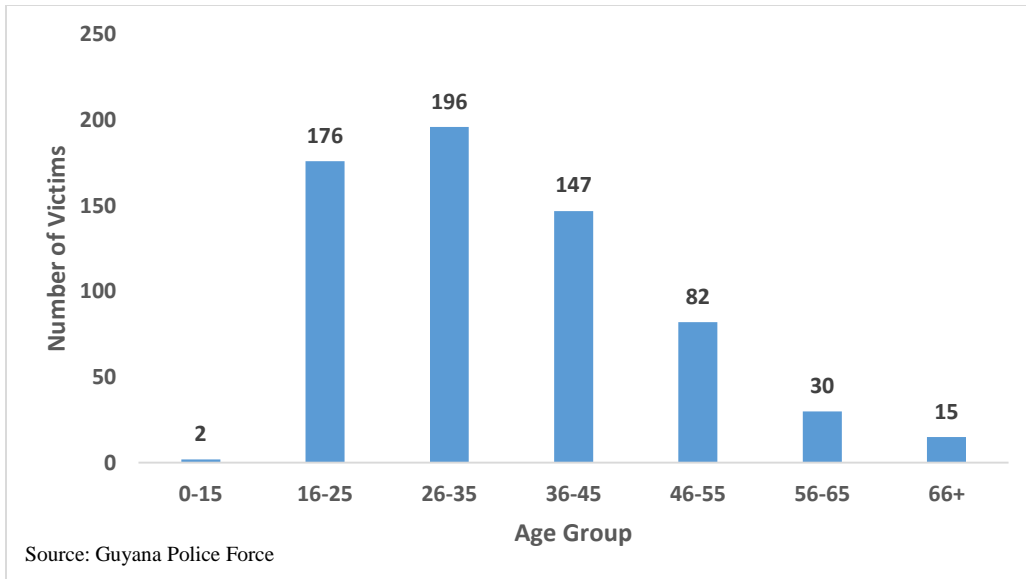
Table 2: Domestic Violence by Regions, 2014 and 2015

Regions	Number of Reports		Absolute Change	Percentage Change
	2014	2015		
Region 1	30	28	-2	-6.7
Region 2	225	197	-28	-12.4
Region 3	611	377	-234	-38.3
Region 4	1320	1078	-242	-18.3
Region 5	119	103	-16	-13.4
Region 6	398	470	72	18.1
Region 7	37	9	-28	-75.7
Region 8		1	1	-
Region 9	7	7	0	0.0
Region 10	320	319	-1	-0.3
Total	3067	2589	-478	-15.6

Source: Guyana Police Force

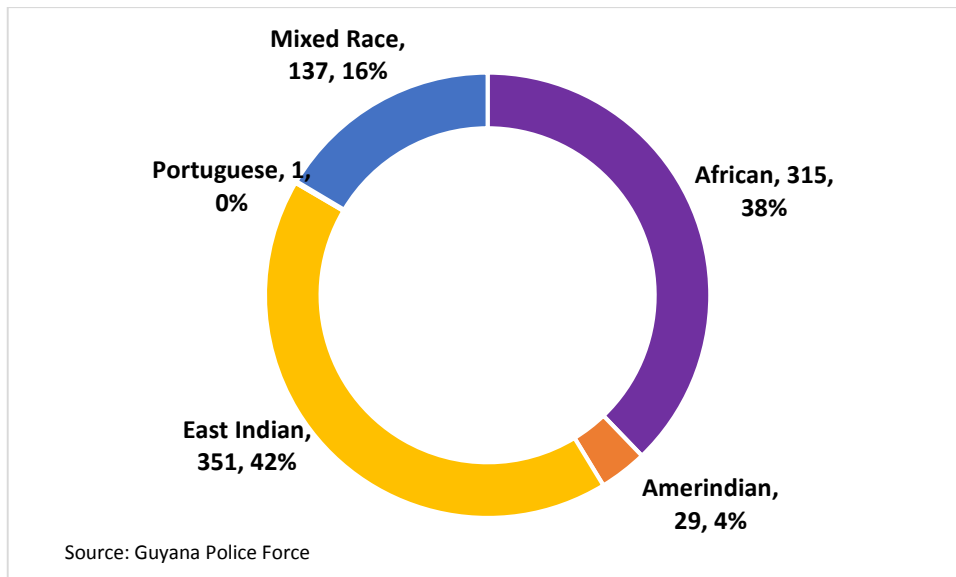
Analysing domestic violence by geographical regions revealed that Region 7 had the most significant change in the level of domestic violence, a decrease by 75.7% followed by Region 3 with a decrease of 38.3% when compared to the previous year. However, Region 6 showed an increase of 72 or 18.1% in domestic violence incidents in 2015 when compared to the previous year.

Graph 3: Domestic Violence by age of Victims, 2015



Disaggregating by age, most of the victims, 196, were within the age group 26-35 years followed by 176 victims within the age group 16-25 years.

Graph 4: Domestic Violence by Ethnicity of Victims, 2015



The data reveals that the majority of victims, 351 (42%), were Guyanese of East Indian descent, followed by 315 (38%) victims of African descent.

Graph 5: Domestic Violence by Month, 2014 and 2015

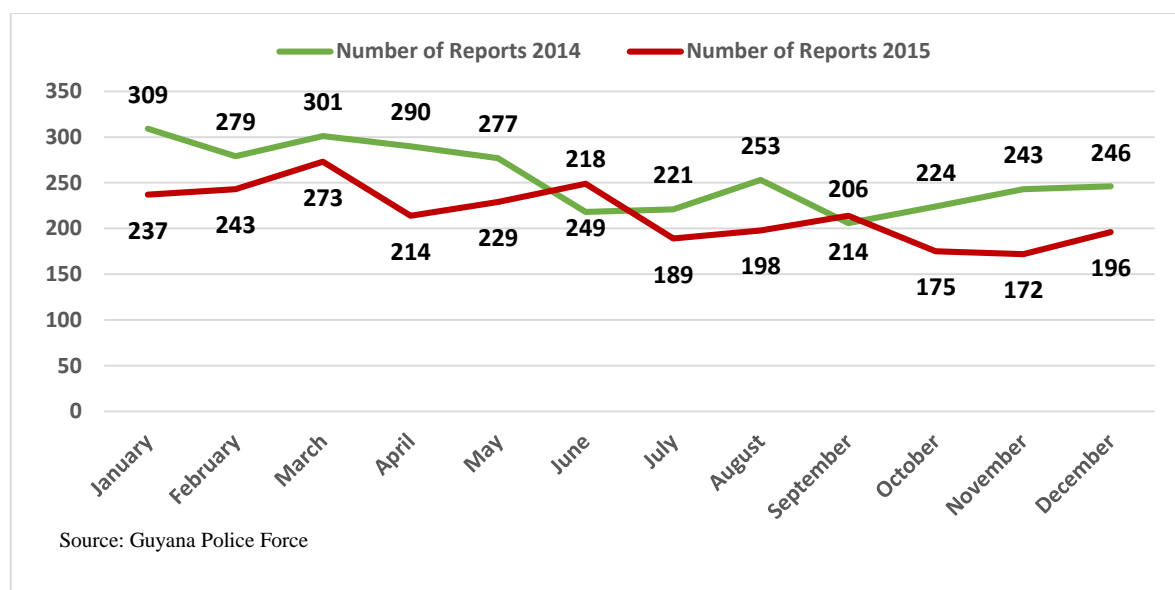


Table 3: Domestic Violence by Month, 2014 and 2015

Month	Number of Reports		Absolute Change	Percentage Change
	2014	2015		
January	309	237	-72	-23.3
February	279	243	-36	-12.9
March	301	273	-28	-9.3
April	290	214	-76	-26.2
May	277	229	-48	-17.3
June	218	249	31	14.2
July	221	189	-32	-14.5
August	253	198	-55	-21.7
September	206	214	8	3.9
October	224	175	-49	-21.9
November	243	172	-71	-29.2
December	246	196	-50	-20.3
Total	3067	2589	-478	-15.6

Source: Guyana Police Force

It was observed that there was an overall decrease in domestic violence occurrences reported, from 3,067 in 2014 to 2,589 in 2015 (478 or 15.6% decrease). The number of domestic violence reported decreased in all months in 2015 when compared with 2014, with the exception of June and September which showed increases by 14.2 % and 3.9% respectively.

Table 4: Domestic Violence by Type of Offence, 2015

Type of Offence	No.	Percent
Assault Causing Actual Bodily Arm	30	1.2
Assault	1569	60.6
Provoking breach of peace	74	2.9
Damage to Property	32	1.2
Indecent Language	1	0
Fraudulent Conversion	1	0
Simple Larceny	5	0.2
Threatening Behavior	97	3.7
Unlawful Wounding	9	0.3
Not Stated	2	0.1
Threatening Language	355	13.7
Wounding	13	0.5
Abusive Language	291	11.2
Assault, Abuse and Damage to property	2	0.1
Assault & Threats	34	1.3
Abusive language & Damage to property	5	0.2
Assault and Abuse	20	0.8
Threatening Behaviour & Damage to Property	3	0.1
Assault & Threatening Behaviour	11	0.4
Abuse & Threat	33	1.3
Assault, Abuse & Damage to property	2	0.1
Total	2589	100

Source: Guyana Police Force

The most prevalent type of offence associated with domestic violence was assault which comprised 1,569 (60.6%). This was followed by threatening language with 355 (13.7%), and abusive language which comprised 291 (11.2%) of the reported occurrences.