
Domestic Violence 2016 Analysis



MINISTRY OF PUBLIC SECURITY

Policy Research Unit

April 2017

This report is an analysis of Domestic Violence occurrences reported by the Guyana Police Force during the period January 1 through December 31, 2016. The data used for analysis was updated on February 6, 2017.

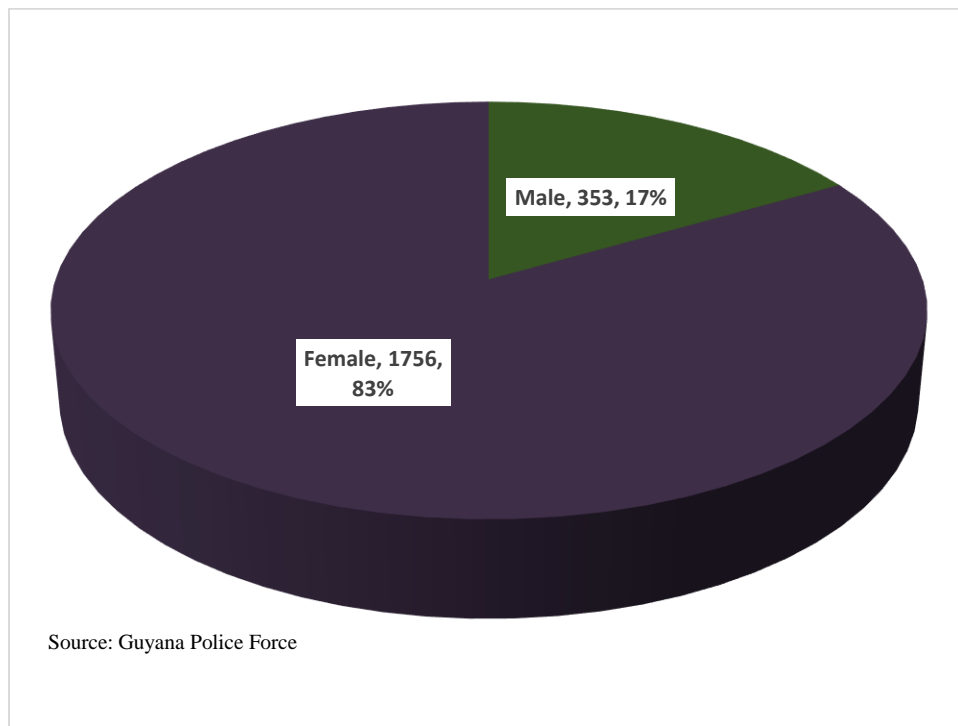
Summary

- ❖ For the year 2016, a total of 2,109 incidents of domestic violence were reported. This represents a decrease of 480 (18.5%) in 2016 when compared to 2015 which had a total of 2,589 incidents.
- ❖ 1,756 (83%) of victims were females while 353 (17%) were males.
- ❖ 1,872 (88.8%) of the domestic violence occurrences were between intimate partners.
- ❖ The most affected age group was the 26-35 years with 476 victims.
- ❖ 719 (34%) of the victims were Guyanese of East Indian descent.
- ❖ Region 4 had a decrease of 319 (29.6%) in 2016 when compared to 2015.
- ❖ The number of domestic violence reports decreased in all months in 2016 when compared with 2015.
- ❖ The most prevalent type of offence associated with domestic violence was assault which comprised 1,294 (61.4%) of incidents.

2016 ANALYSES

In 2016, a total of **2,109 domestic violence** incidents were reported by the Guyana Police Force.

Graph 1: Domestic Violence by Sex of Victims, 2016



Disaggregating the data by sex reveals that 1,756 (83%) of victims were females while 353 (17%) were males.

Table 1: Relationship between Victim and Perpetrator involved in Domestic Violence, 2016

Relationship	No.	Percent
Intimate	1872	88.8
Other	237	11.2
Total	2109	100

Source: Guyana Police Force

Of the total 2,109 incidents of domestic violence cases reported, 1,872 (88.8%) occurred between intimate partners.

Graph 2: Domestic Violence by Regions, 2015 and 2016

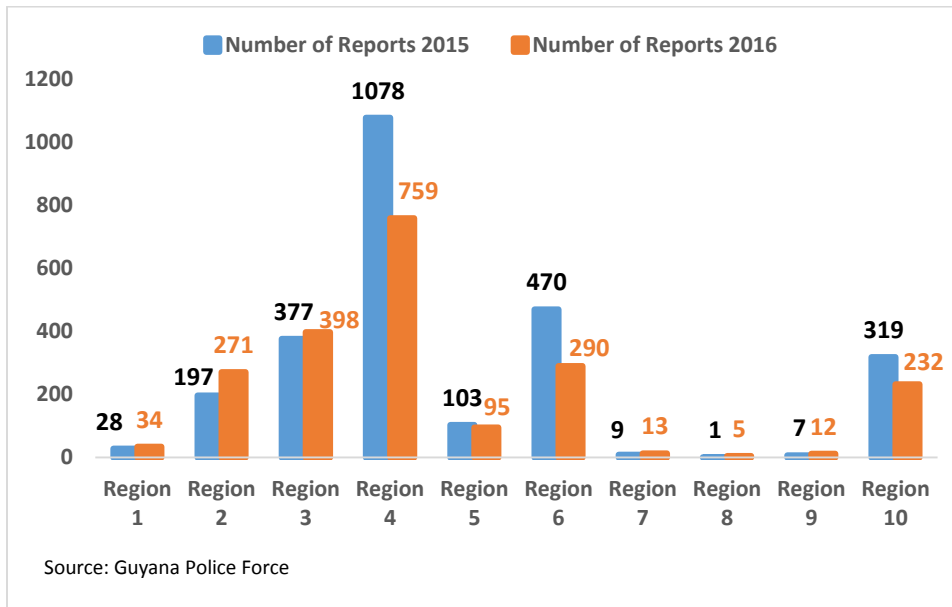


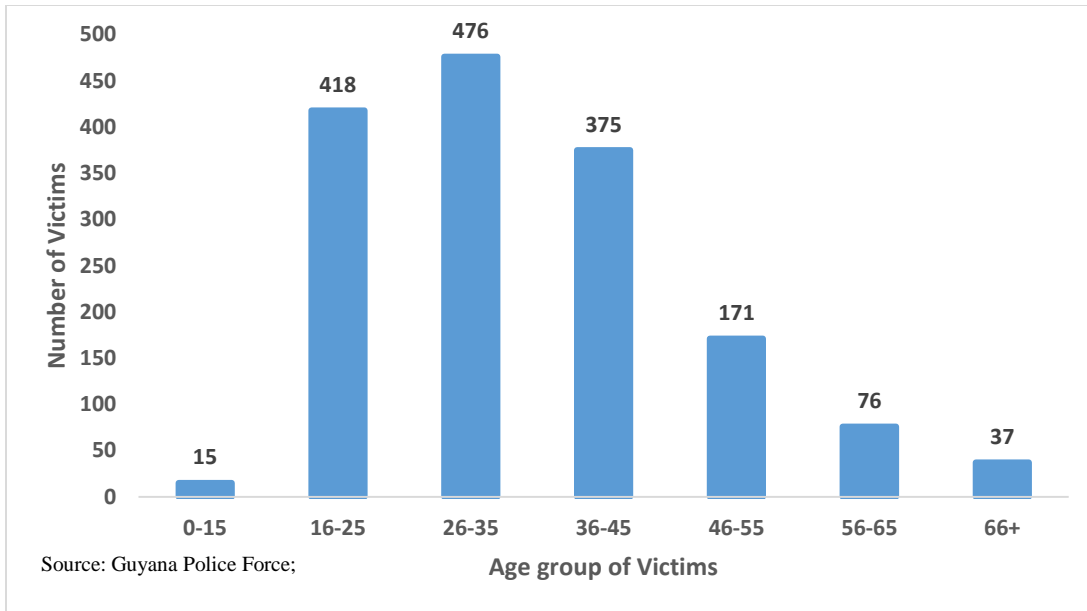
Table 2: Domestic Violence by Regions, 2015 and 2016

Region	Number of Reports		Absolute Change	Percentage Change
	2015	2016		
Region 1	28	34	6	21.4
Region 2	197	271	74	37.6
Region 3	377	398	21	5.6
Region 4	1078	759	-319	-29.6
Region 5	103	95	-8	-7.8
Region 6	470	290	-180	-38.3
Region 7	9	13	4	44.4
Region 8	1	5	4	400.0
Region 9	7	12	5	71.4
Region 10	319	232	-87	-27.3
Total	2589	2109	-480	-18.5

Source: Guyana Police Force

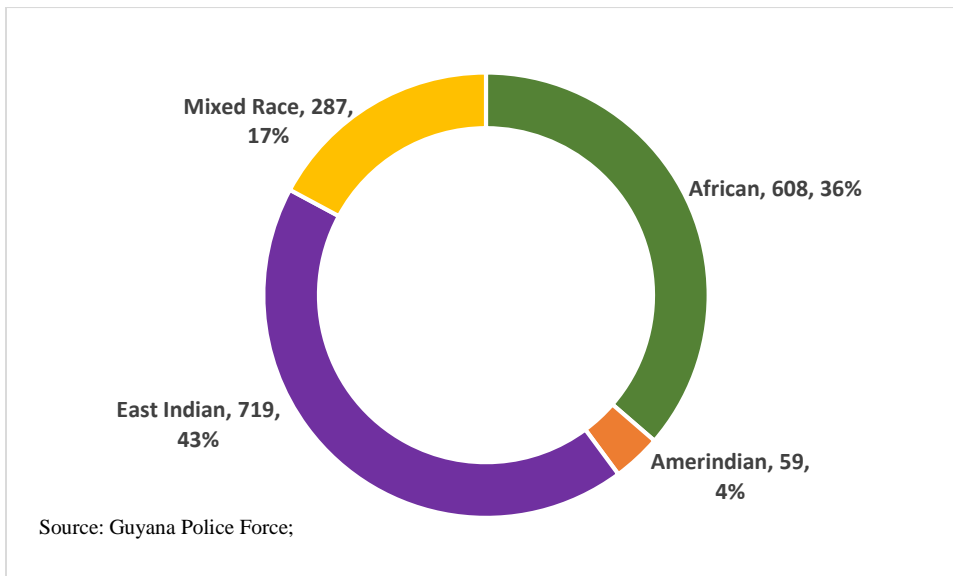
Analysing domestic violence by geographical regions revealed that Region 4 had a decrease of 319 (29.6%) followed by Region 6 with a decrease of 180 (38.3%) in 2016 when compared to 2015.

Graph 3: Domestic Violence by age of Victims, 2016



Disaggregating by age, most of the victims, 476, were within the age group 26 – 35 years, followed by 418 victims within the age group 16-25 years.

Graph 4: Domestic Violence by Ethnicity of Victims, 2016



The data reveals that the majority of victims, 719 (43%) were Guyanese of East Indian descent, followed by 608 (36%) victims of African descent.

Graph 5: Domestic Violence by Month, 2015 and 2016

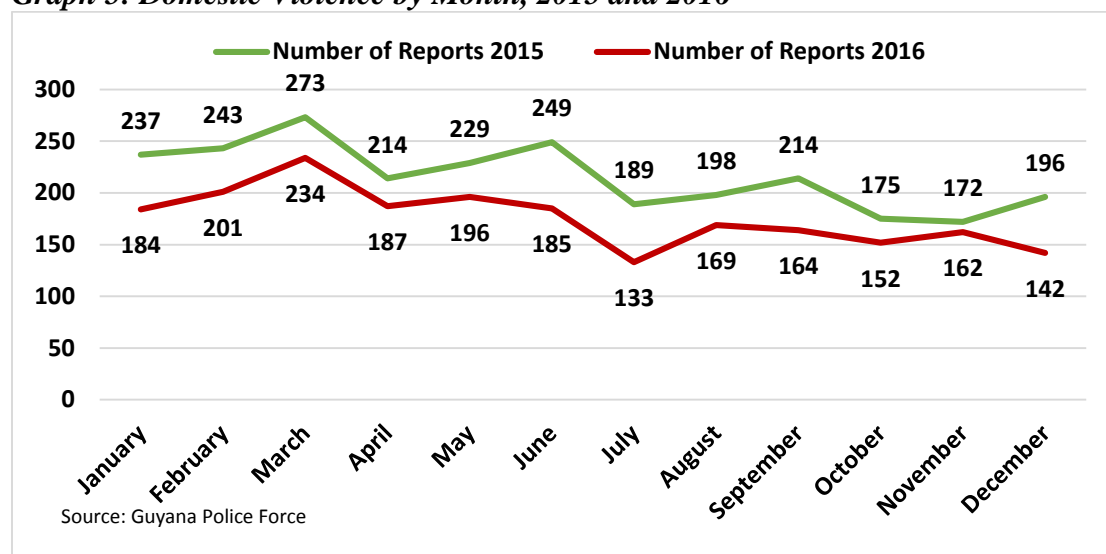


Table 3: Domestic Violence by Month, 2015 and 2016

Month	Number of Reports		Absolute Change	Percentage Change
	2015	2016		
January	237	184	-53	-22.4
February	243	201	-42	-17.3
March	273	234	-39	-14.3
April	214	187	-27	-12.6
May	229	196	-33	-14.4
June	249	185	-64	-25.7
July	189	133	-56	-29.6
August	198	169	-29	-14.6
September	214	164	-50	-23.4
October	175	152	-23	-13.1
November	172	162	-10	-5.8
December	196	142	-54	-27.6
Total	2589	2109	-480	-18.5

Source: Guyana Police Force;

It was observed that there was an overall decrease in domestic violence, from 2,589 in 2015 to 2,109 in 2016 (480 or 18.5% decrease). The number of domestic violence reports decreased in all months in 2016 when compared with 2015. March had the most incidents of domestic violence in both years but there was a decrease in 2016 by 39(14.3%) when compared to 2015.

Table 4: Domestic Violence by Type of Offence, 2016

Type of Offence	No.	Percent
Assault Causing Actual Bodily Arm	20	.9
Assault	1294	61.4
Provoking breach of peace	73	3.5
Damage to Property	27	1.3
Disorderly Behaviour	1	.0
Indecent Language	2	.1
Inflicting Grievous Bodily Harm	1	.0
Simple Larceny	3	.1
Threatening Behavior	136	6.4
Unlawful Wounding	11	.5
Not Stated	4	.2
Threatening Language	243	11.5
Wounding	9	.4
Throwing Missiles	2	.1
Noise Nuisance	1	.0
Abusive Language	161	7.6
Assault & Threats	54	2.6
Abusive language & Damage to property	4	.2
Assault and Abuse	18	.9
Threatening Behaviour & Damage to Property	3	.1
Assault & Threatening Behaviour	21	1.0
Abuse & Threat	21	1.0
Total	2109	100.0

Source: Guyana Police Force

The most prevalent type of offence associated with domestic violence was assault which comprised 1,294 (61.4%). This was followed by threatening language with 243 (11.5%) of all reported occurrences.