
Domestic Violence 2017 Analysis



MINISTRY OF PUBLIC SECURITY

Policy Research Unit

September 2018

This report is an analysis of Domestic Violence occurrences reported by the Guyana Police Force during the period January 1 through December 31, 2017. The data used for this analysis was last updated on February 6, 2018.

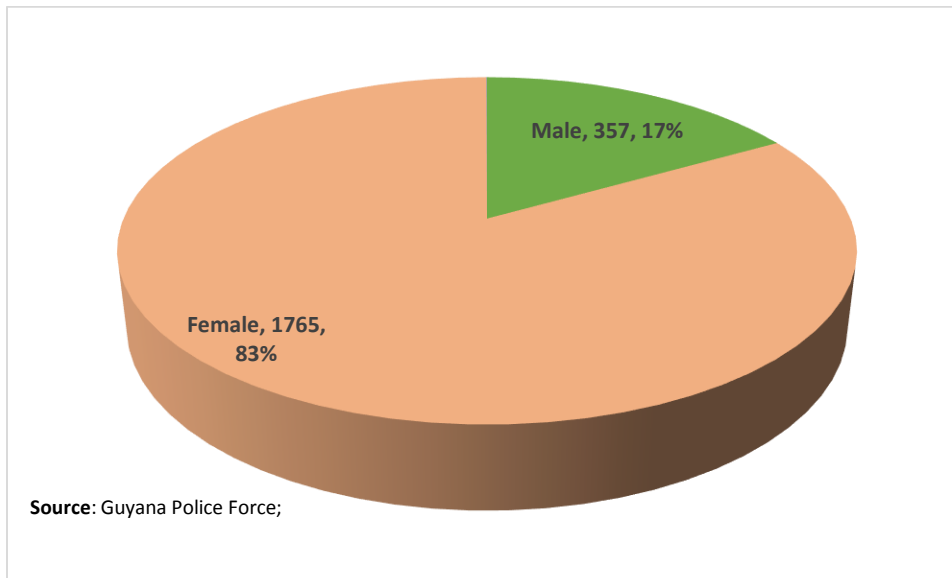
Summary

- ❖ For the year, 2017, a total of 2,123 incidents of domestic violence were reported. This represents an increase of 14 (0.7%) in 2017 when compared to 2016 which had a total of 2,109 incidents.
- ❖ 1,765 (83%) of victims were females and 357 (17%) were males.
- ❖ 1,888 (89.1%) of the domestic violence occurrences were between intimate partners.
- ❖ The most affected group was the 26-35 years with 476 Victims.
- ❖ The majority of victims, 675 (44%) were Guyanese of East Indian descent.
- ❖ The number of domestic violence reports increased in all months in 2017 when compared with 2016, with the exception of February, March and November.
- ❖ The most prevalent type of offence associated with domestic violence was assault which comprised 1,304 (61.4%) of incidents.

2017 ANALYSES

In 2017, a total of **2,123 domestic violence** incidents were reported by the Guyana Police Force.

Graph 1: Domestic Violence by Sex of Victims, 2017



Disaggregating the data by sex reveals that 1,765 (83%) of victims were females while 357 (17%) were males.

Table 1: Relationship between Victim and Perpetrator involved in Domestic Violence, 2017

Relationship	2017	Percent
Other	235	10.9
Intimate	1888	89.1
Total	2118	100.0

Source: Guyana Police Force (GPF)

Of the total 2,123 incidents of domestic violence reported, 1,888 (89.1%) occurred between intimate partners.

Graph 2: Domestic Violence by Regions, 2016 and 2017

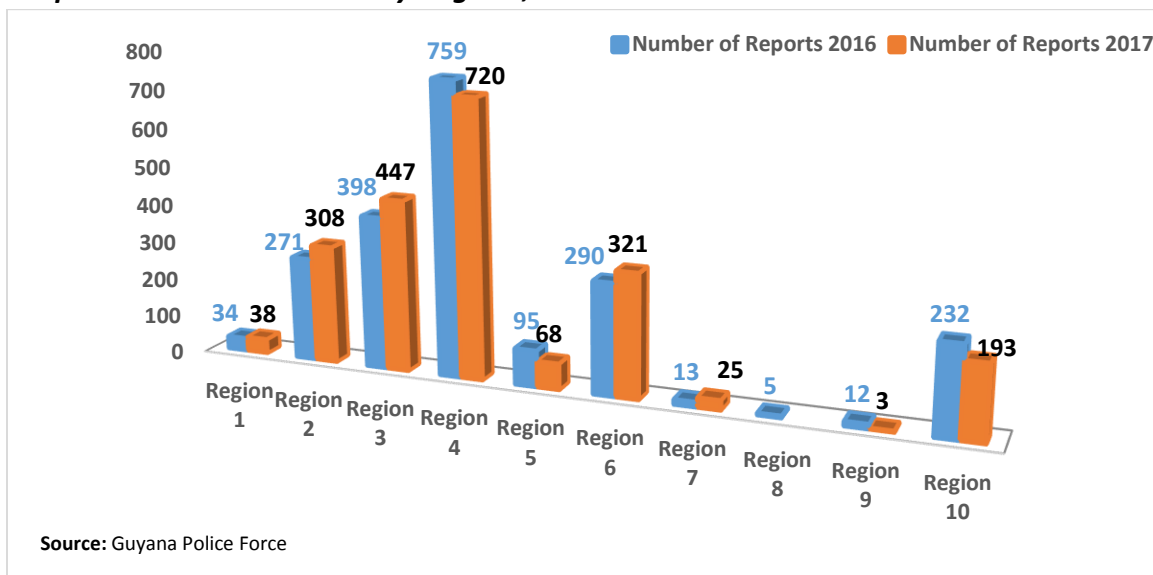


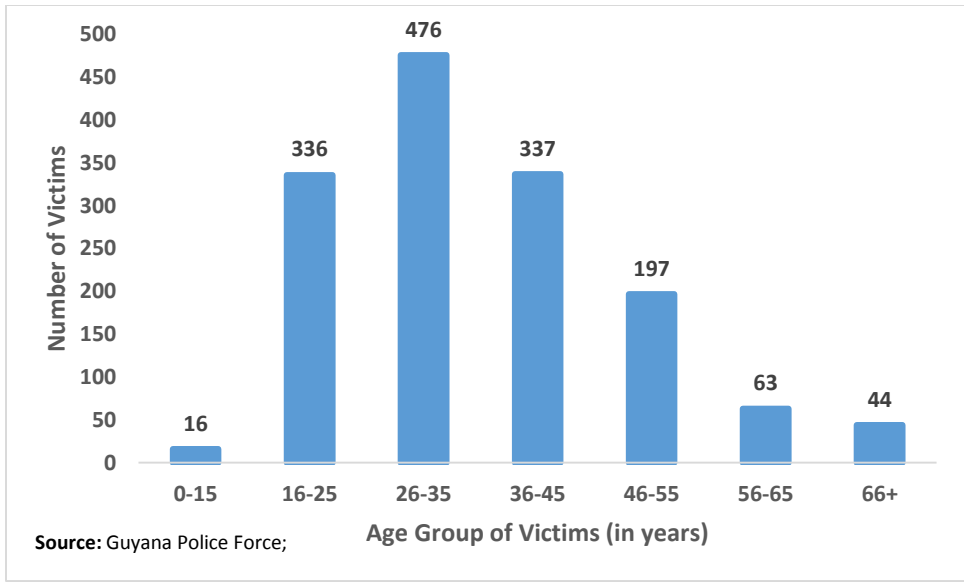
Table 2: Domestic Violence by Regions, 2016 and 2017

Region	Number of Reports		Absolute Change	Percentage Change
	2016	2017		
Region 1	34	38	4	11.8
Region 2	271	308	37	13.7
Region 3	398	447	49	12.3
Region 4	759	720	-39	-5.1
Region 5	95	68	-27	-28.4
Region 6	290	321	31	10.7
Region 7	13	25	12	92.3
Region 8	5		-5	-100.0
Region 9	12	3	-9	-75.0
Region 10	232	193	-39	-16.8
Total	2109	2123	14	0.7

Source: Guyana Police Force

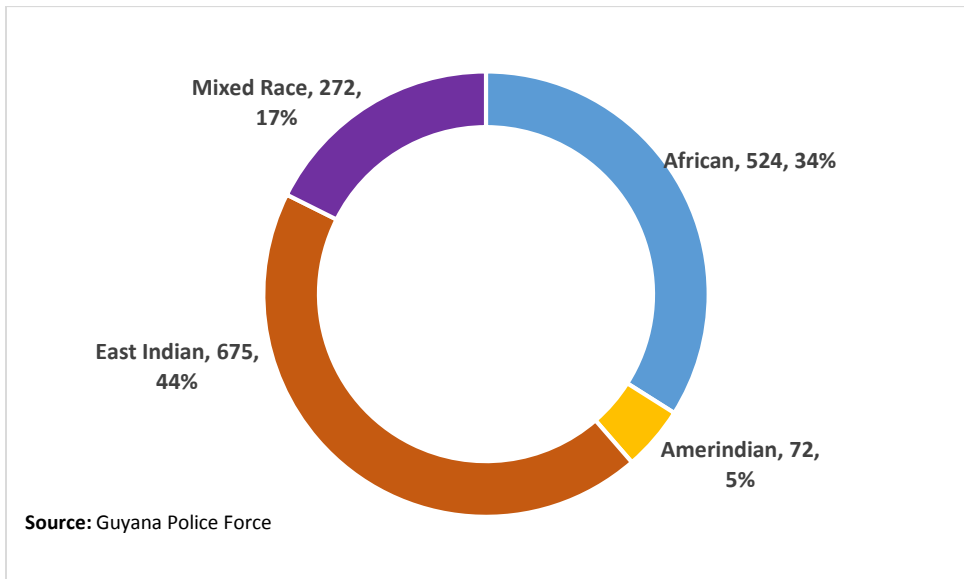
Analysing domestic violence by geographical regions revealed that Region 4 had the most reported incidents of domestic violence for both years. However, there was a decrease of 39 (5.1%) incidents in Region 4 for 2017 when compared with 2016. Region 3 showed the most significant increase of 49 (12.3%) incidents in 2017 when compared to the previous year.

Graph 3: Domestic Violence Occurrences by Age of Victims, 2017



Disaggregating by age reveals that most of the victims, 476, were within the age group 26–35 years followed by 337 within the age group 36-45 years.

Graph 4: Domestic Violence by Ethnicity of Victims, 2017



The data reveals that the majority of victims, 675 (44%) were Guyanese of East Indian descent, followed by 524 (34%) victims of African descent.

Graph 5: Domestic Violence by Month, 2016 and 2017

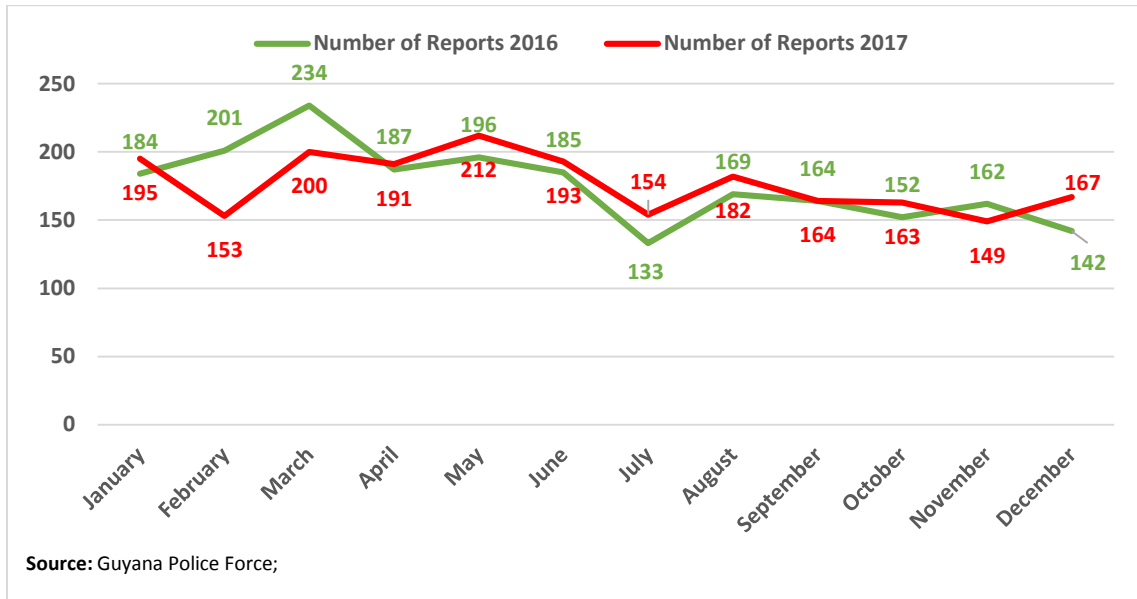


Table 3: Domestic Violence by Month, 2016 and 2017

Month	Number of Reports		Absolute Change	Percentage Change
	2016	2017		
January	184	195	11	6.0
February	201	153	-48	-23.9
March	234	200	-34	-14.5
April	187	191	4	2.1
May	196	212	16	8.2
June	185	193	8	4.3
July	133	154	21	15.8
August	169	182	13	7.7
September	164	164	0	0.0
October	152	163	11	7.2
November	162	149	-13	-8.0
December	142	167	25	17.6
Total	2109	2123	14	0.7

Source: Guyana Police Force

It was observed that there was an overall increase in domestic violence, from 2,109 in 2016 to 2,123 in 2017 (14 or 0.7 percent increase). The number of domestic violence reports increased in all months in 2017 when compared with 2016, with the exception of February, March and November. February showed a decrease in domestic violence incidents by 48 (23.9%), March a decline by 34(14.5%) and November reduced by 13 (8%) incidents.

Table 4: Domestic Violence by Type of Offence, 2017

Type of Offence	No.	Percent
Assault Causing Actual Bodily Arm	35	1.6
Assault	1304	61.4
Provoking breach of peace	57	2.7
Common Assault	1	0
Damage to Property	19	0.9
Disorderly Behaviour	2	0.1
Indecent Language	2	0.1
Inflicting Grievous Bodily Harm	2	0.1
Simple Larceny	1	0
Threatening Behavior	127	6
Unlawful Wounding	5	0.2
Not Stated	5	0.2
Breach of Probation Act	1	0
Threatening Language	220	10.4
Wandering	1	0
Abusive Language	206	9.7
Assault and Damage to property	4	0.2
Assault & Threats	43	2
Abusive language & Damage to property	4	0.2
Assault and Abuse	22	1
Threatening Behaviour & Damage to Property	2	0.1
Assault & Threatening Behaviour	39	1.8
Abuse & Threat	20	0.9
Assault, Abuse & Damage to property	1	0
Total	2123	100

Source: Guyana Police Force

The most prevalent type of offence associated with domestic violence was assault which comprised 1,304 (61.4%). This was followed by threatening language with 220 (10.4%) of the reported incidents.